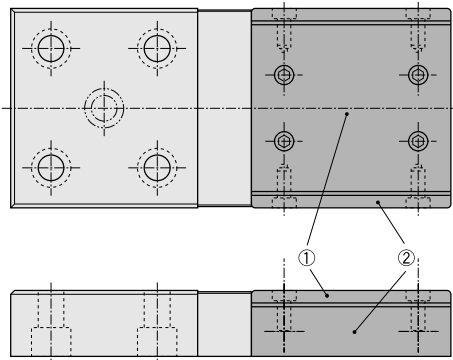


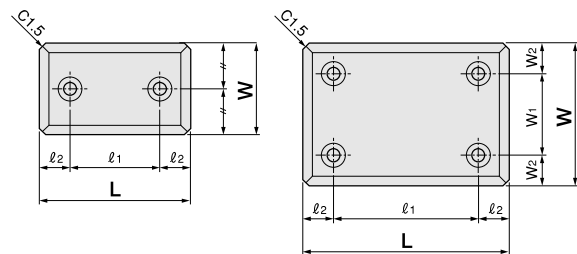


**Correction Methods and Adjustment for precision positioning.**

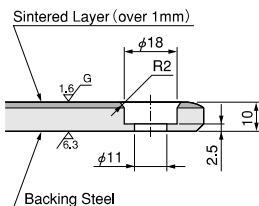
- Adjust the thickness by grinding the back-side of the #2000 Plate or perform a shim-up.
- When adjusting thickness, perform machining on the back-steel (SS400) side.
- When dealing with a shim-up, refer to the right-side chart for plate dimensions and installation-hole pitch.
- Even in cases where damage is caused to the sliding surface in the form of dents or scratches, correction is possible by exchanging the #2000 plate.
- We ask that you order a CWX part number on the chart on the right when you exchange the plates.
- Perform thickness adjustment work by grinding/shim-up after the plate is exchanged.  
Note) Be aware that the plate exchange may not equal the initial dimensions.
- Please See P. 24 for CWX.



CWX



Cross Section



**Wear Plates for MGB**

| Parts No.   | Installation position | Parts No.   | W   | L   | W1  | W2   | ℓ1  | ℓ2   | Holes |
|-------------|-----------------------|-------------|-----|-----|-----|------|-----|------|-------|
| MGB-A70230  | ①                     | CWX-4875    | 48  | 75  |     |      | 45  | 15   |       |
|             | ②                     | CWX-2875    | 28  |     |     |      |     |      |       |
| MGB-A70260  | ①                     | CWX-48125   | 48  | 125 |     |      | 75  | 25   |       |
|             | ②                     | CWX-28125   | 28  |     |     |      |     |      |       |
| MGB-A70300  | ①                     | CWX-48125   | 48  | 125 |     |      | 75  | 25   |       |
|             | ②                     | CWX-28125   | 28  |     |     |      |     |      |       |
| MGB-A100230 | ①                     | CWX-75100   | 75  | 100 | —   | —    | 50  | 25   | 2     |
|             | ②                     | CWX-38100   | 38  |     |     |      |     |      |       |
| MGB-A100280 | ①                     | CWX-75125   | 75  | 125 |     |      | 75  | 25   |       |
|             | ②                     | CWX-38125   | 38  |     |     |      |     |      |       |
| MGB-A100330 | ①                     | CWX-75125   | 75  | 125 |     |      | 75  | 25   |       |
|             | ②                     | CWX-38125   | 38  |     |     |      |     |      |       |
| MGB-A100390 | ①                     | CWX-75150   | 75  | 150 |     |      | 100 | 25   |       |
|             | ②                     | CWX-38150   | 38  |     |     |      |     |      |       |
| MGB-A120230 | ①                     | CWX-100100  | 100 | 100 | 50  | 25   | 50  | 25   | 4     |
|             | ②                     | CWX-38100   | 38  |     | —   | —    |     |      |       |
| MGB-A120280 | ①                     | CWX-100125  | 100 | 125 | 50  | 25   | 75  | 25   | 4     |
|             | ②                     | CWX-38125   | 38  |     | —   | —    |     |      |       |
| MGB-A120330 | ①                     | CWX-100125  | 100 | 125 | 50  | 25   | 75  | 25   | 4     |
|             | ②                     | CWX-38125   | 38  |     | —   | —    |     |      |       |
| MGB-A120390 | ①                     | CWX-100150  | 100 | 150 | 50  | 25   | 100 | 25   | 4     |
|             | ②                     | CWX-38150   | 38  |     | —   | —    |     |      |       |
| MGB-A150280 | ①                     | CWX-125125  | 125 | 125 | 75  | 25   | 75  | 25   | 4     |
|             | ②                     | CWX-38125   | 38  |     | —   | —    |     |      |       |
| MGB-A150330 | ①                     | CWX-125150  | 125 | 150 | 50  | 37.5 | 100 | 25   | 4     |
|             | ②                     | CWX-38150   | 38  |     | —   | —    |     |      |       |
| MGB-A150390 | ①                     | CWX-125150  | 125 | 150 | 50  | 37.5 | 100 | 25   | 4     |
|             | ②                     | CWX-38150   | 38  |     | —   | —    |     |      |       |
| MGB-A150440 | ①                     | CWX-125150  | 125 | 150 | 50  | 37.5 | 100 | 25   | 4     |
|             | ②                     | CWX-38150   | 38  |     | —   | —    |     |      |       |
| MGB-A180280 | ①                     | CWX-125150* | 150 | 125 | 100 | 25   | 50  | 37.5 | 4     |
|             | ②                     | CWX-48125   | 48  |     | —   | —    |     |      | 75    |
| MGB-A180330 | ①                     | CWX-150150  | 150 | 150 | 100 | 25   | 100 | 25   | 4     |
|             | ②                     | CWX-48150   | 48  |     | —   | —    |     |      |       |
| MGB-A180390 | ①                     | CWX-150150  | 150 | 150 | 100 | 25   | 100 | 25   | 4     |
|             | ②                     | CWX-48150   | 48  |     | —   | —    |     |      |       |
| MGB-A180440 | ①                     | CWX-150150  | 150 | 150 | 100 | 25   | 100 | 25   | 4     |
|             | ②                     | CWX-48150   | 48  |     | —   | —    |     |      |       |

\*Installation direction differs. (Wear plate length = W-dimensions)